

2019 Summary by school

School	Thomas Willingale Primary School and Nursery	DfE	5269	School Type	Primary and Nursery
District	Epping Forest	Latest (short)	24/11/17		
SLIS Partnership	Harlow Education Trust (HET)	Latest (full)	24/11/17		
Academy Status	LA maintained		2		
Academy Sponsor		Previous (full)	17/01/13		
Trust Name			2		

2019 cohorts

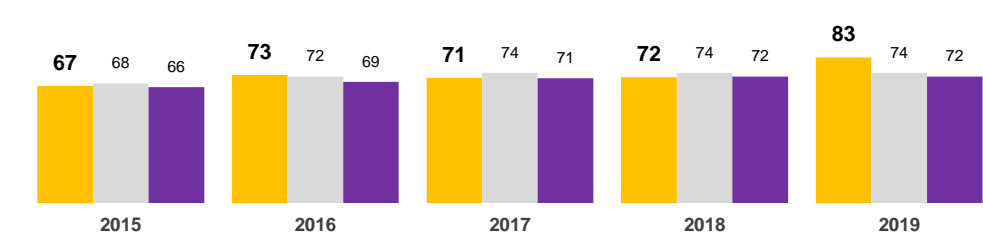
Whole school		EYFS	Yr 1 Phonics	KS1	KS2 (RWM)
Pupils	475	47	59	58	58
% Pupil Premium	18.9%	2.1%	1.7%	1.7%	1.7%

Colour key for all graphs

School	Essex	England
--------	-------	---------

Early Years Foundation Stage

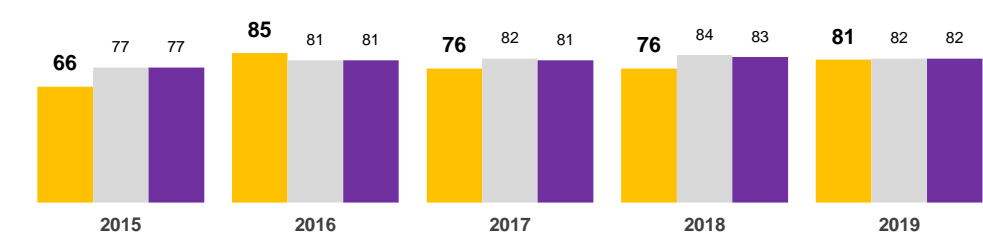
% achieving a Good Level of Development



2019 data collected from schools and processed in NEXUS. England data is based on an emerging average from NEXUS as at July 2019.

Year 1 Phonics

% working at the required level



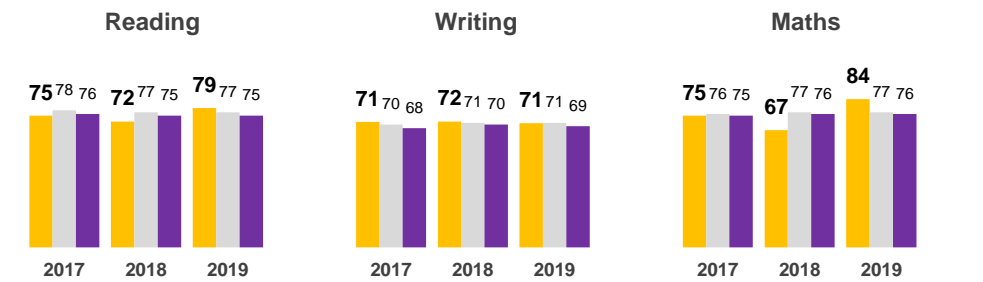
2019 data collected from schools and processed in NEXUS. England data is based on an emerging average from NEXUS as at July 2019.

Key Stage 1

School moderated in 2019

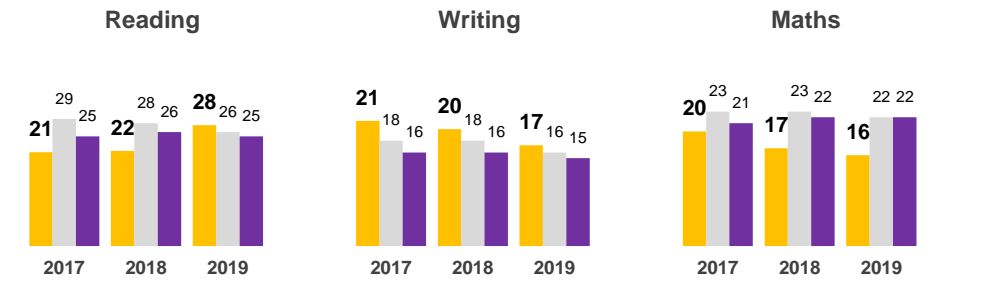
No

% achieving at least expected standard

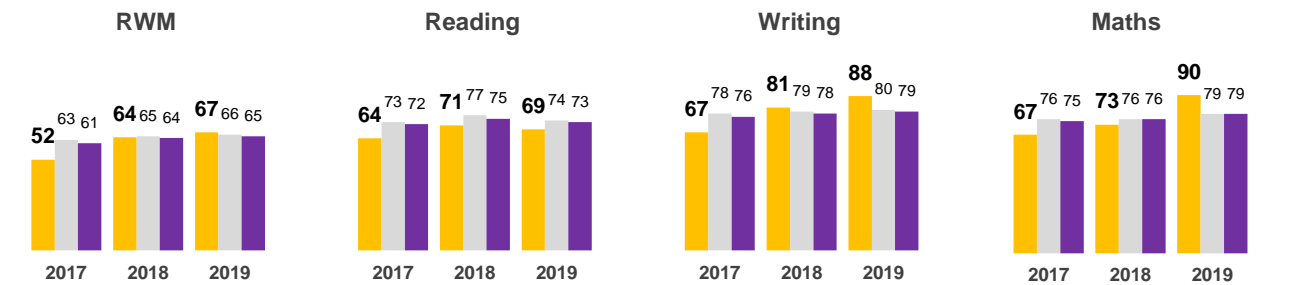


2019 data collected from schools and processed in NEXUS. England data is based on an emerging average from NEXUS as at July 2019.

% achieving greater depth



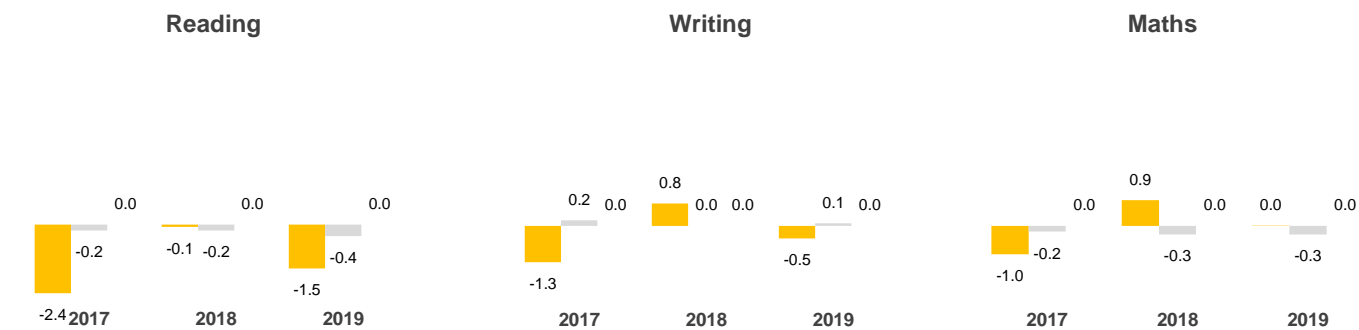
% achieving at least expected standard



KS1-2 progress scores (2018 based on emerging figures only)

Average KS1 points score

16.0



sig-

no sig

no sig

no sig

no sig

no sig

no sig

no sig

no sig

2019 data as published by DfE 9th July. Progress data based on emerging figures from LA uploads to NEXUS.
Axis range fixed at -6 to +6. Values outside of this range will not disply actual score.
Statistical significance compares school performance against national.